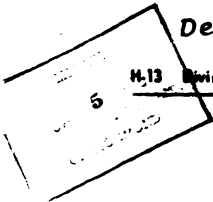


Dec 15 & 22, 1972 Nos. 58B & 58C *McJee* 1693



H-13 Division of International Finance Europe and British Commonwealth Section

*(Bo. J.G.W. . . .  
H-13)*

# SELECTED INTEREST & EXCHANGE RATES FOR MAJOR COUNTRIES & THE U.S.

WEEKLY SERIES OF CHARTS

---

BOARD OF GOVERNORS OF THE FEDERAL RESERVE SYSTEM

1085

DEC 15 & 22 Nos. 588 & 589

**TABLE OF CONTENTS**

**PART I. EXCHANGE RATES AND GOLD PRICES**

- ✓Chart 1A and B - Spot Exchange Rates, Major Currencies against U.S. Dollar
- ✓Chart 2A and B - 3-Month Forward Exchange Rates, Major Currencies against U.S. Dollar
- ✓Chart 3A and B - 3-Month Forward Exchange Rates, Major Currencies against U.K. Pound
- ✓Chart 4 - Gold Price in London

**PART II. SHORT-TERM INTEREST RATES**

- ✓Chart 5 A & B - Call Money Rates
- ✓Chart 6A and B - London: Euro-\$ Deposit Rates
- ✓Chart 7A and B - New York - London: Yields on U.S. Dollar Funds
- ✓Chart 8A and B - London: Covered Yields on U.S. Dollar Funds
- ✓Chart 9A and B - Interest Arbitrage: United States-United Kingdom
- ✓Chart 10A and B - Interest Arbitrage: U.S.-Germany and U.S.-Switzerland
- ✓Chart 11 - Interest Arbitrage: United States-Canada
- ✓Chart 12A and B - Selected Short-term Interest Rates

**PART III. LONG-TERM INTEREST RATES AND STOCK INDICES**

- ✓Chart 13 - Long-Term Bond Yields
- ✓Chart 14 - Industrial Stock Indices

**PART IV. SELECTED CENTRAL BANK DISCOUNT RATES AND LATEST FIGURES PLOTTED ON THE CHARTS**

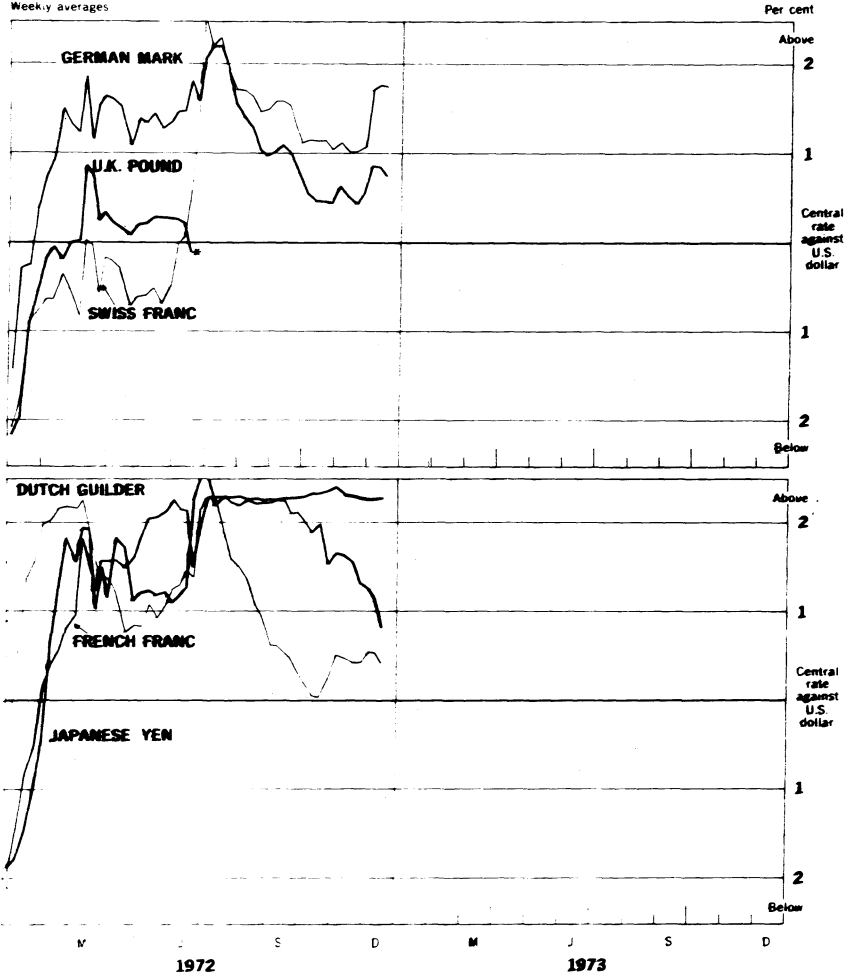
**NOTE:** This series is a continuation of the CAPITAL MARKETS DEVELOPMENTS ABROAD, which was published under that title through December 31, 1968. The changes in the format and order of the charts are explained in the Supplement to the series, which accompanied issue dated January 1, 1969. All series and their sources are fully described in a Supplement dated January 1, 1972.

1596

Chart 1A

### SPOT EXCHANGE RATES - MAJOR CURRENCIES AGAINST U.S. DOLLAR

Weekly averages

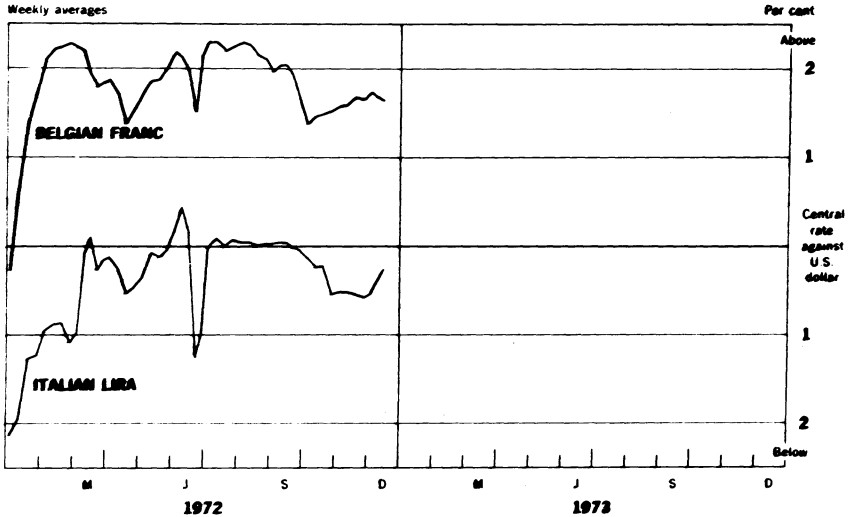


\* Pound floated June 29, 1972

1897

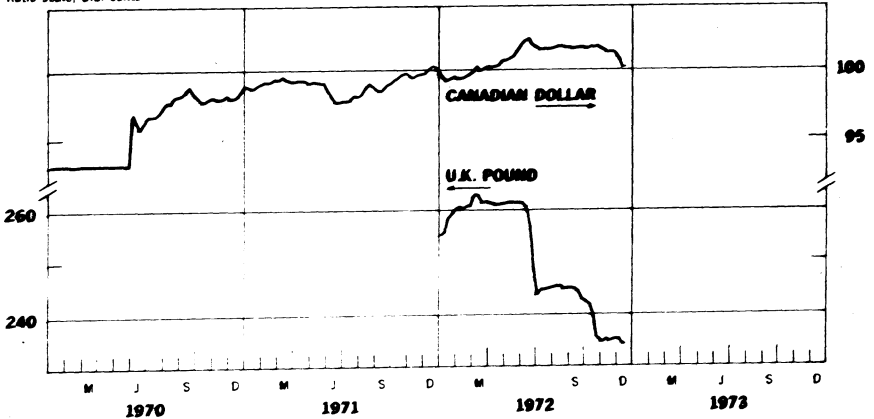
### SPOT EXCHANGE RATE - MAJOR CURRENCIES AGAINST U.S. DOLLAR

Weekly averages



Ratio scale, U.S. cents

Ratio scale, U.S. cents

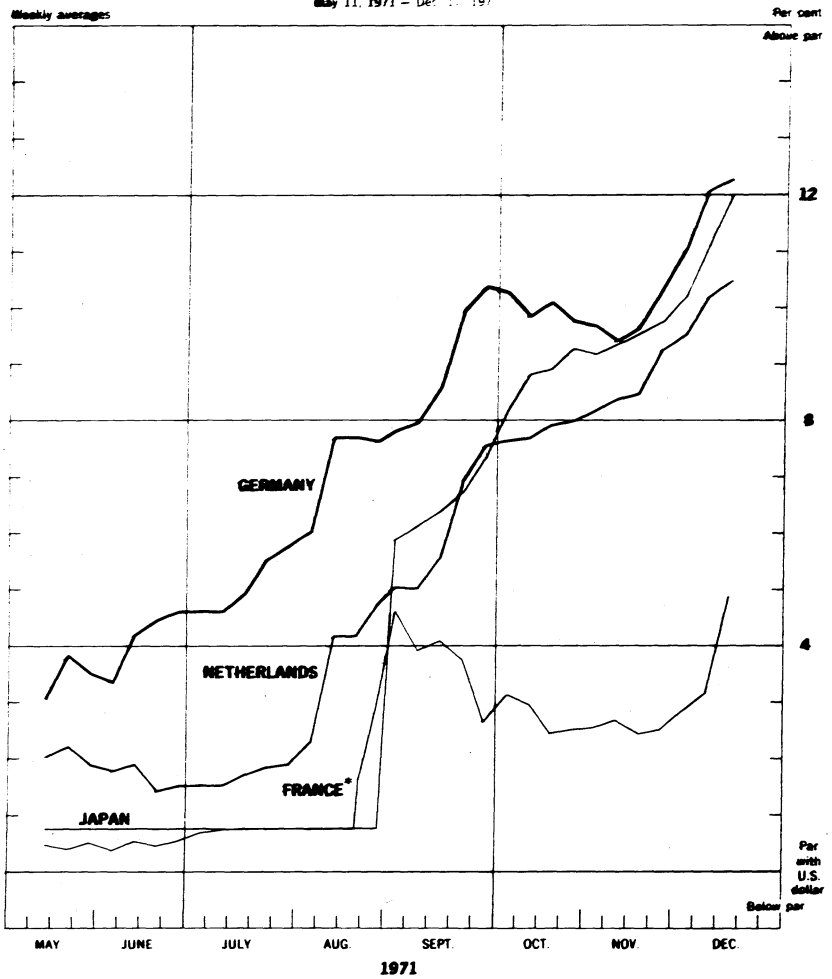


1514  
Chart 1C

# SPOT EXCHANGE RATES - MAJOR CURRENCIES AGAINST U.S. DOLLAR

May 11, 1971 - Dec 10, 1971

Weekly averages



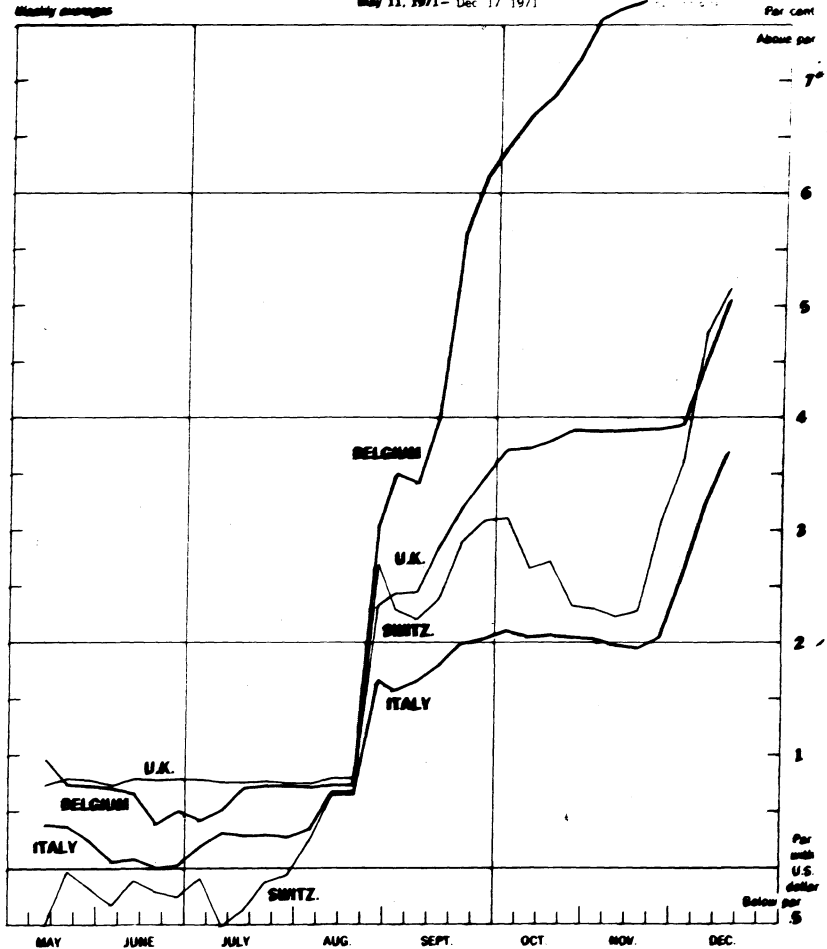
\* Financial franc

1699

# SPOT EXCHANGE RATES - MAJOR CURRENCIES AGAINST U.S. DOLLAR

Monthly averages

May 11, 1971 - Dec 17, 1971



\*For clarity the vertical scale is double that used in 1C

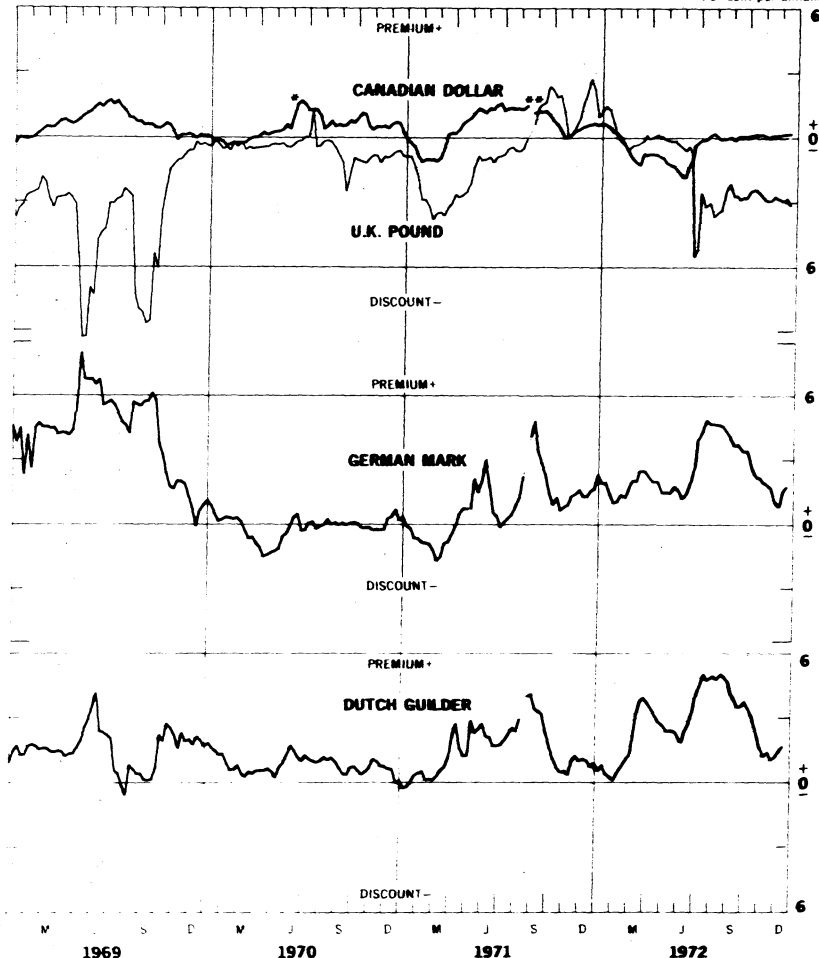
1700

Chart 2A

### 3-MONTH FORWARD EXCHANGE - MAJOR CURRENCIES AGAINST U.S. DOLLAR

Weekly averages

Per cent per annum



\* Canadian Dollar Rate not supported by Bank of Canada

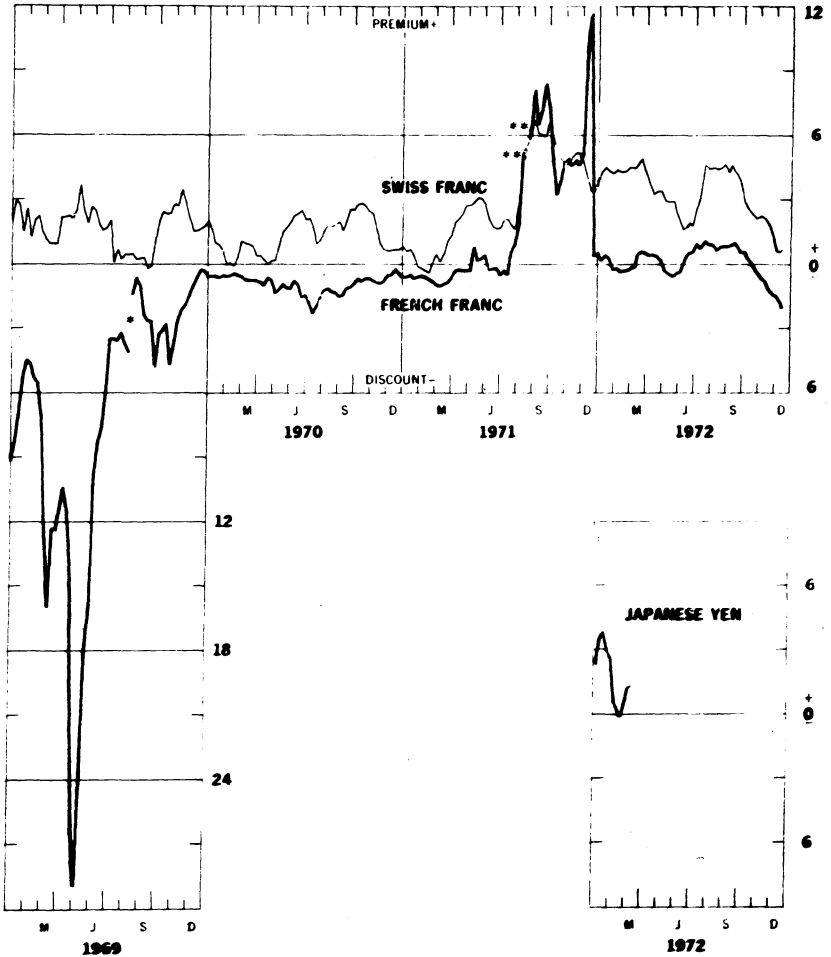
\*\* No quotation

1701

### 3-MONTH FORWARD EXCHANGE - MAJOR CURRENCIES AGAINST U.S. DOLLAR

Weekly averages

Per cent per annum



\* Devaluation of the French franc from 4.94 to 5.55 for \$1.00  
 \*\* No quotation



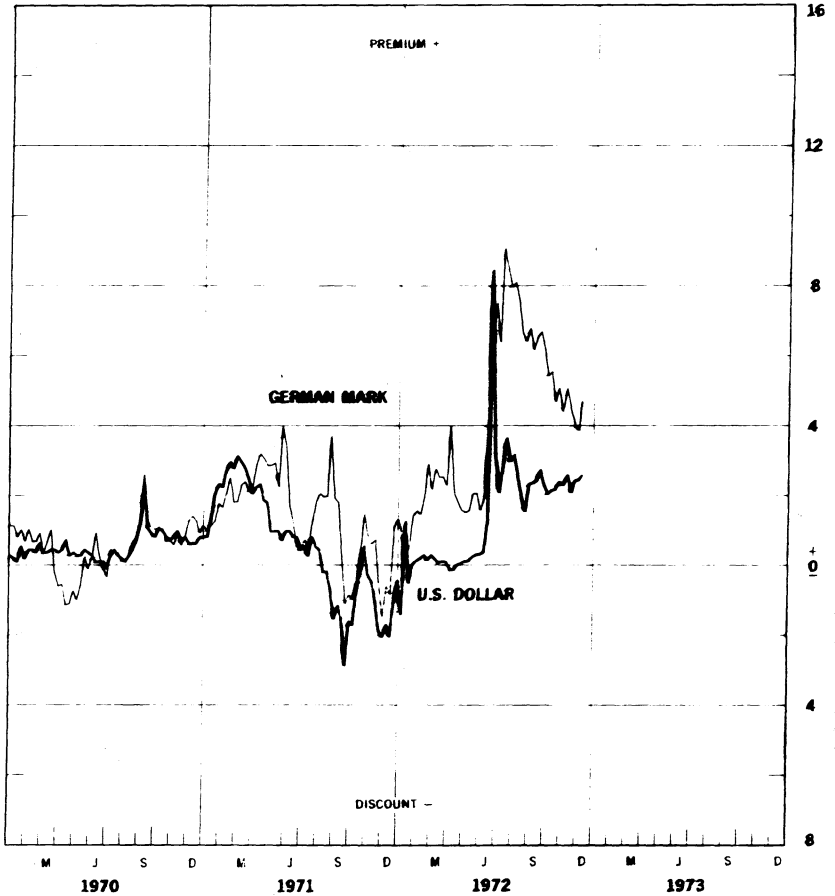
195

Chart 3A

### 3-MONTH FORWARD EXCHANGE - MAJOR CURRENCIES AGAINST U.K. POUND

Friday figures

Per cent per annum

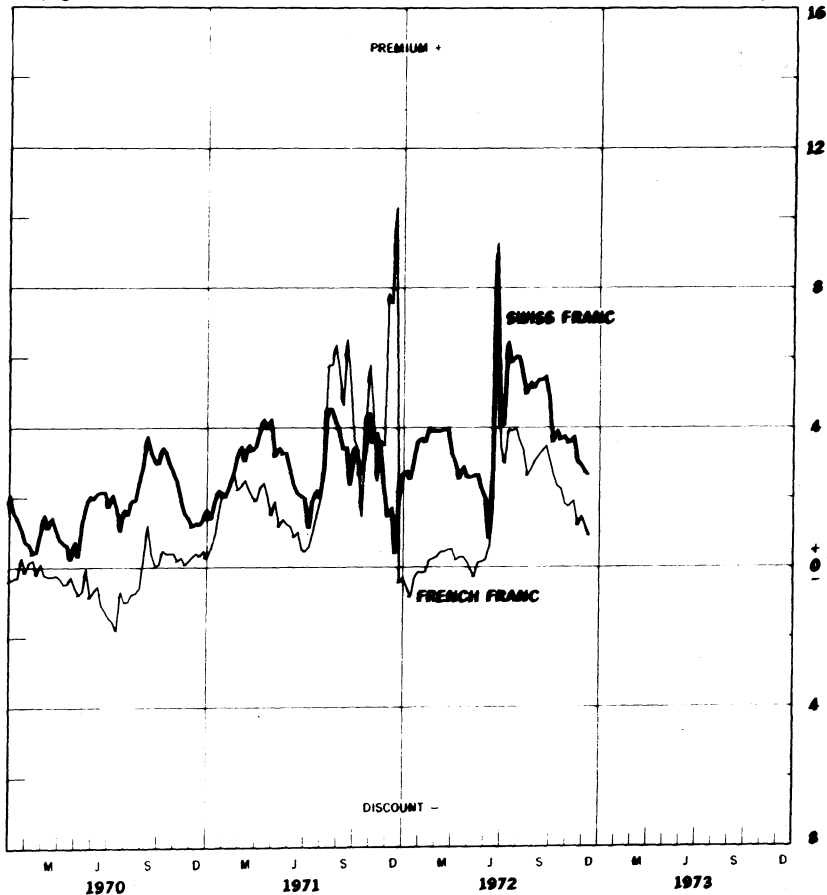


1763

### 3-MONTH FORWARD EXCHANGE - MAJOR CURRENCIES AGAINST U.K. POUND

Friday figures

Per cent per annum



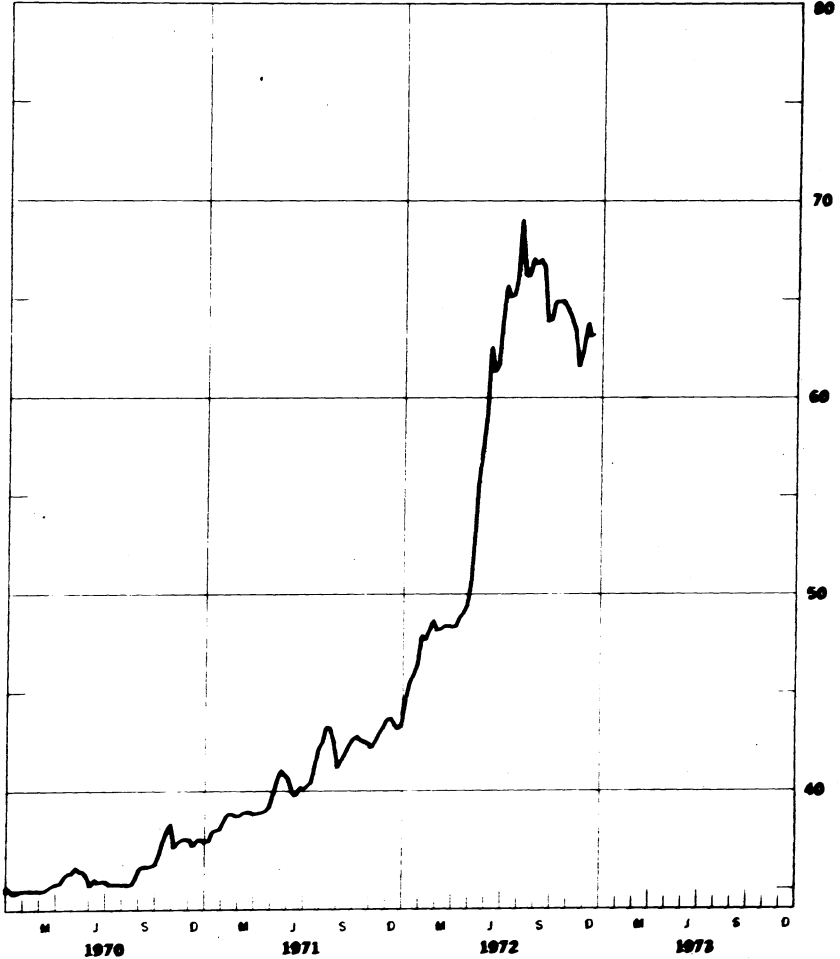
105

Chart 4

### GOLD PRICE IN LONDON, 12.5 Kg BARS

Week's average of afternoon fixings

U.S. dollar equivalent per fine ounce

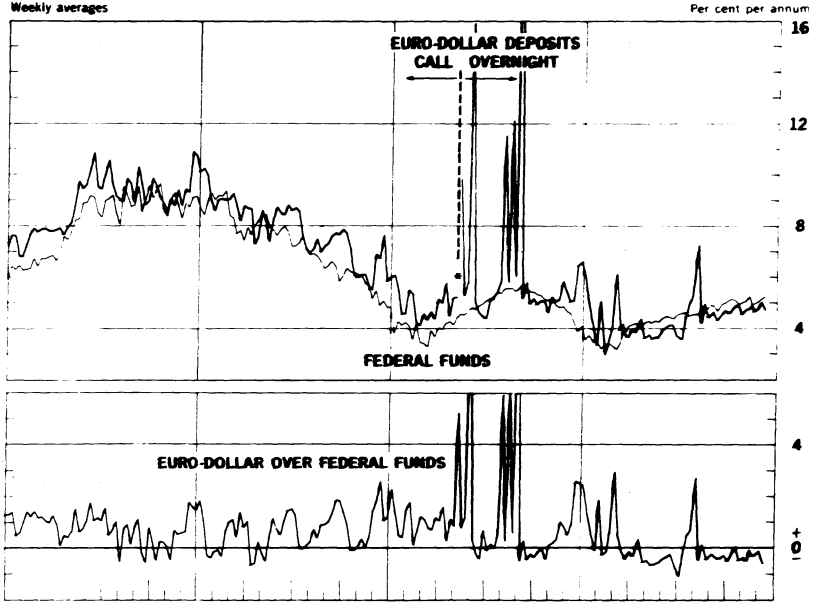


206

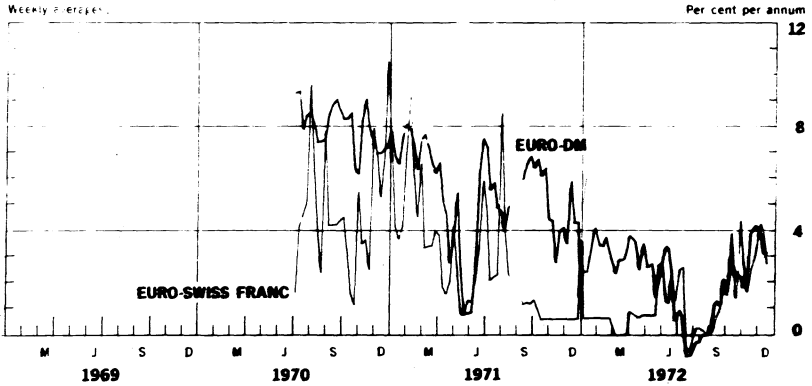
CHART 5A

### CALL MONEY RATES

DOLLAR FUNDS  
Weekly averages



EURO-CURRENCIES  
Weekly averages



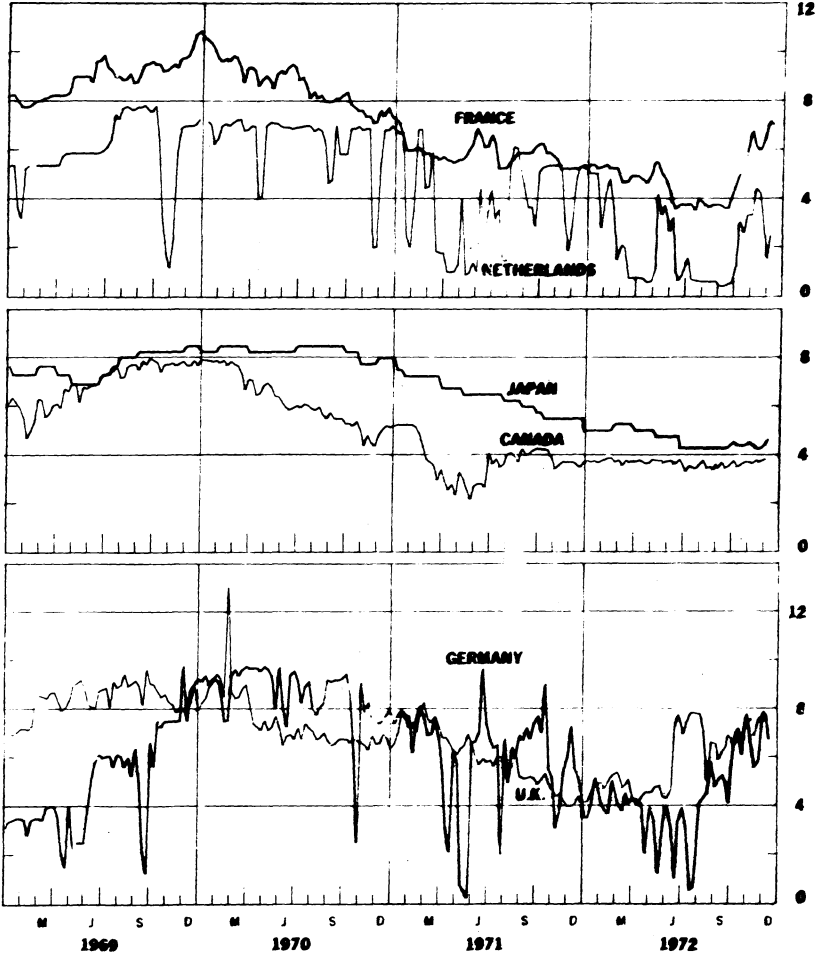
\* May 10, 1971 - Changed to Overnight Euro \$ Deposits

### CALL MONEY RATES

#### SELECTED FOREIGN AND EEC CURRENCIES

Friday figures

Per cent per annum



France, Day-to-day Money; Netherlands, Call Money, weekly average; Japan, Unconditional Money;  
 Canada, Day-to-day Loans, weekly average; Germany, Call Money; U.K., 2-day Local Authority Deposits

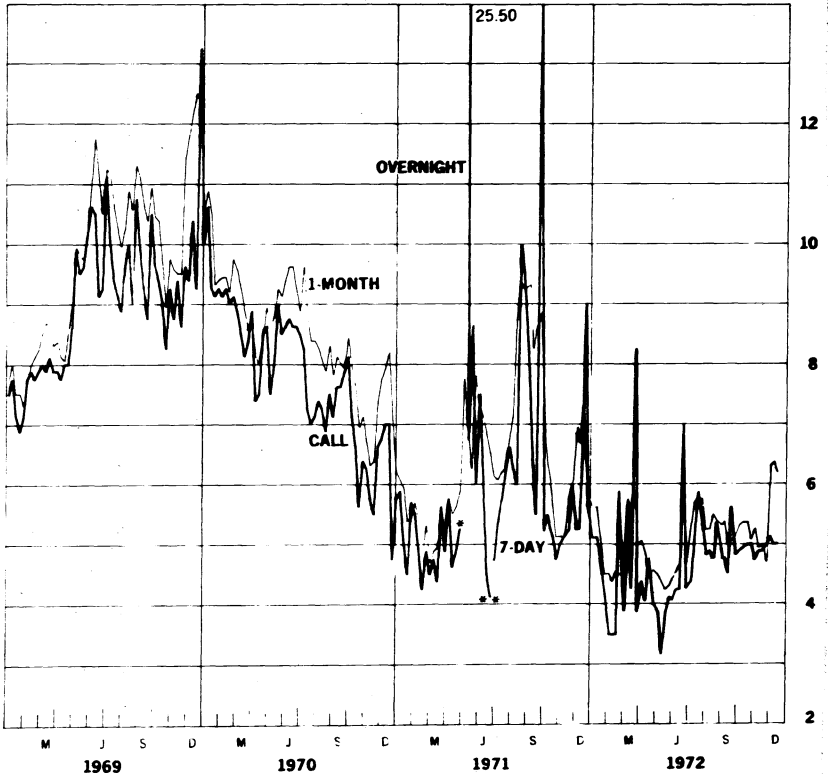
708

Chart 6A

# LONDON: EURO-DOLLAR DEPOSIT RATES

Friday figures

Per cent per annum



\* May 12/71—changed to Overnight Euro-Dollar Deposits

\*\* July 1—changed to 7 Day Euro-Dollar

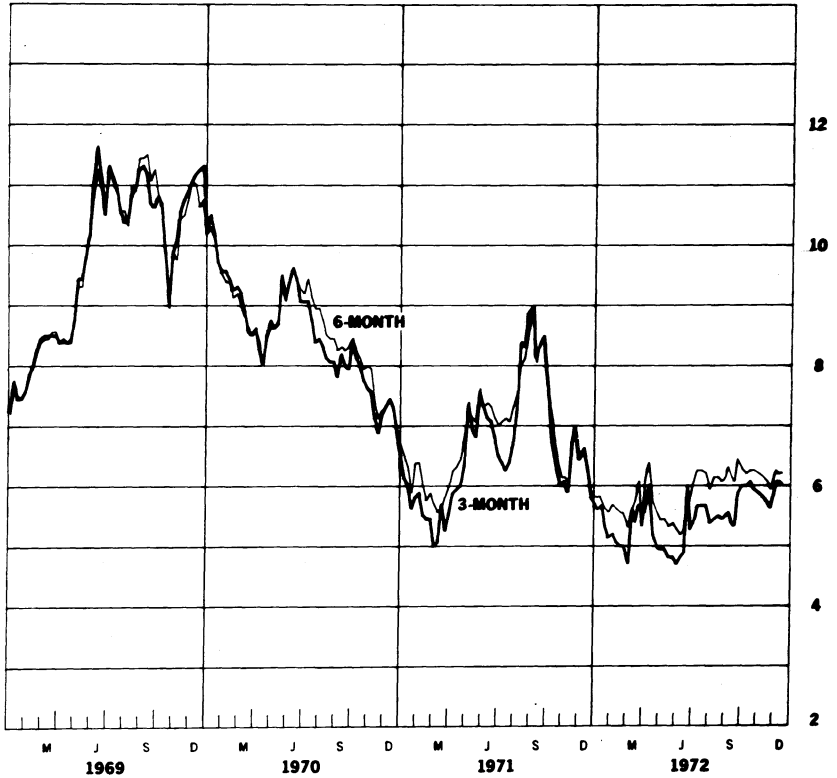
1309

Chart 68

### LONDON: EURO-DOLLAR DEPOSIT RATES

Friday figures

Per cent per annum



1710

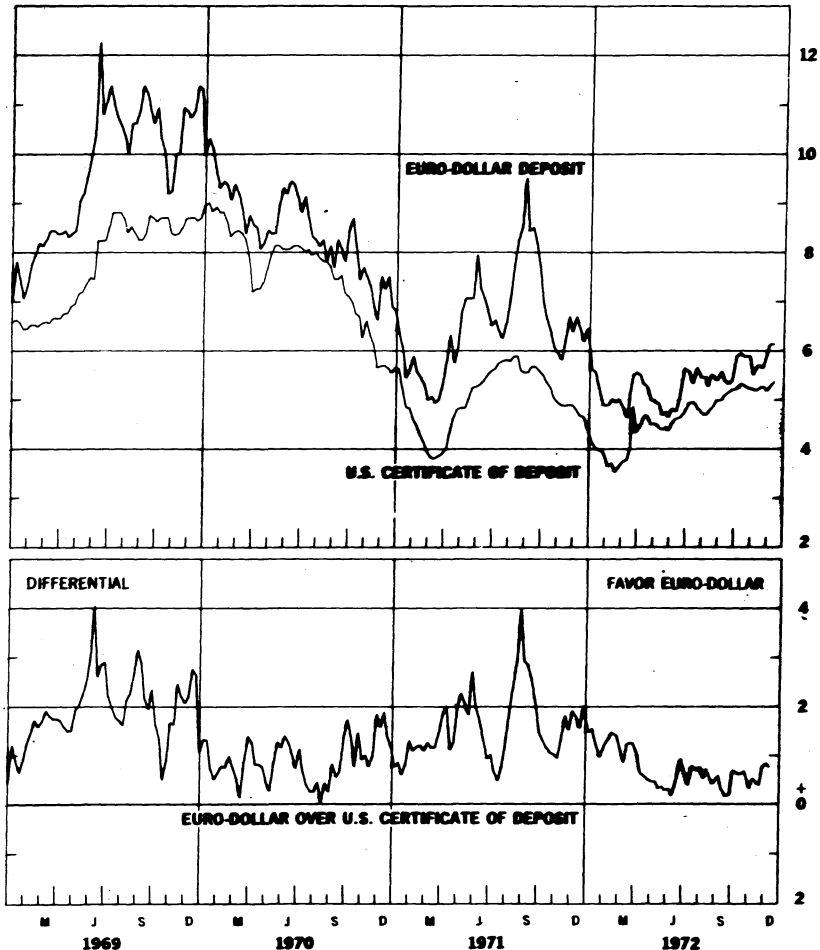
Chart 24

### NEW YORK-LONDON: YIELDS ON U.S. DOLLAR FUNDS

3-MONTH DOLLAR DEPOSIT RATES—SECONDARY MARKET

Wednesday figures

Per cent per annum





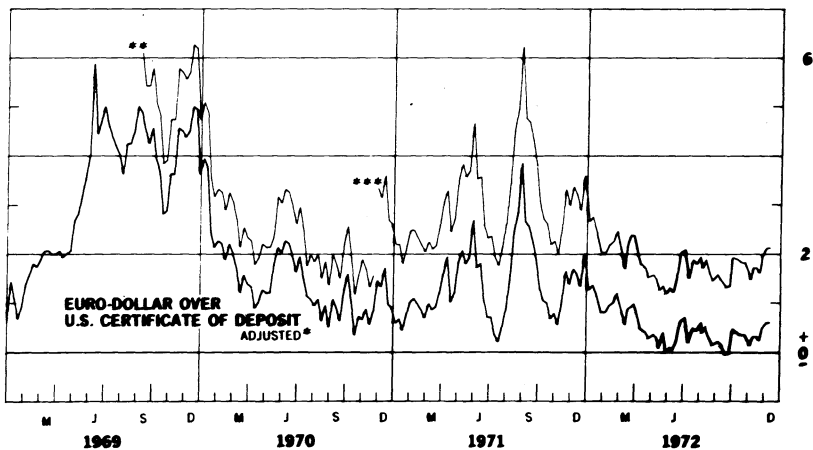
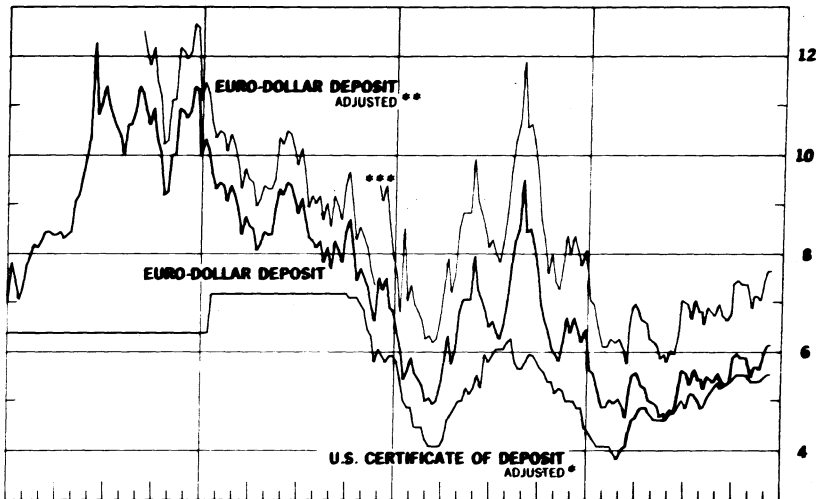
1711

# NEW YORK-LONDON: COST OF U.S. DOLLAR FUNDS

## 3-MONTH DOLLAR DEPOSIT RATES—PRIMARY MARKET

Wednesday figures

Per cent per annum

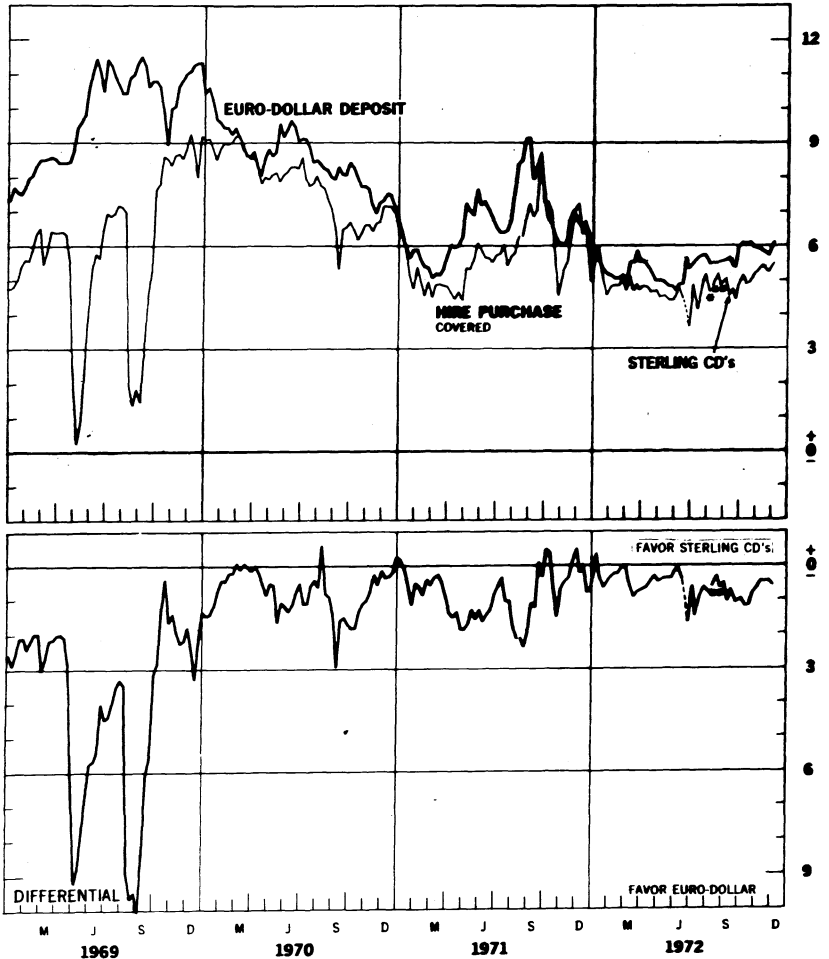


- \* Adjusted for Reserve Requirement
- \*\* Adjusted for 10% Marginal Reserve Requirement
- \*\*\* Adjusted for 20% Marginal Reserve Requirement

### LONDON: COVERED YIELDS ON U.S. DOLLAR FUNDS

HIRE PURCHASE AND EURO-DOLLAR RATES  
Friday figures

Per cent per annum



\* Hire Purchase temporarily suspended as of August 11.  
\*\* Sterling Certificates of Deposit started as of August 11

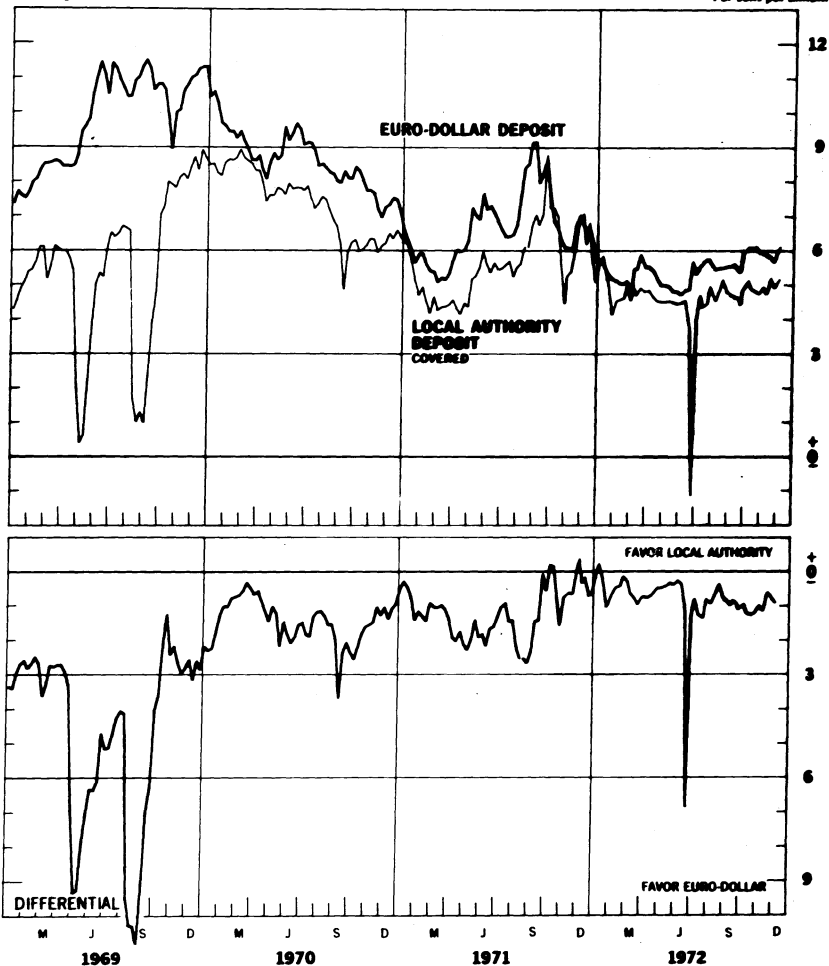
1973

# LONDON: COVERED YIELDS ON U.S. DOLLAR FUNDS

## LOCAL AUTHORITY AND EURO-DOLLAR RATES

Friday figures

Per cent per annum



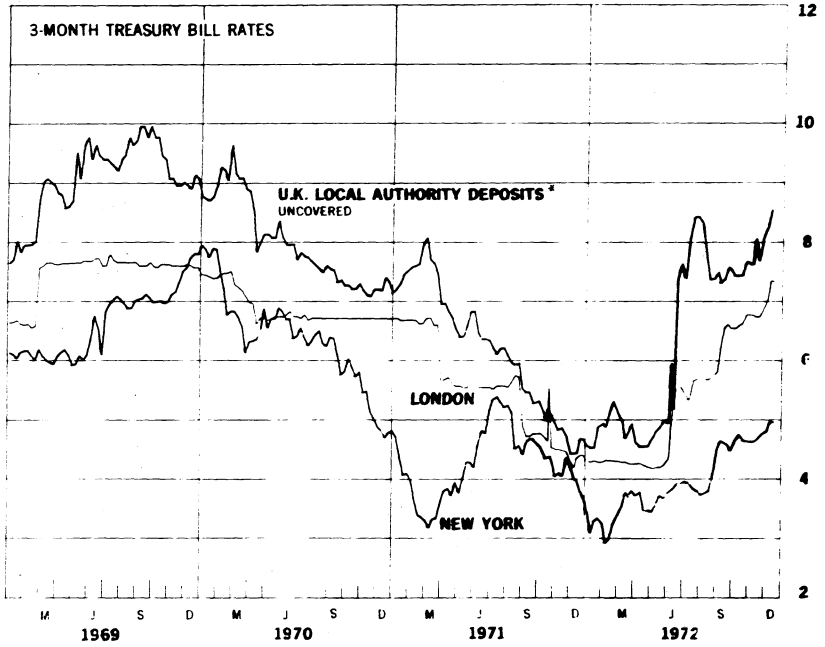
174

Chart 9A

### INTEREST ARBITRAGE: UNITED STATES AND UNITED KINGDOM

Friday figures

Per cent per annum



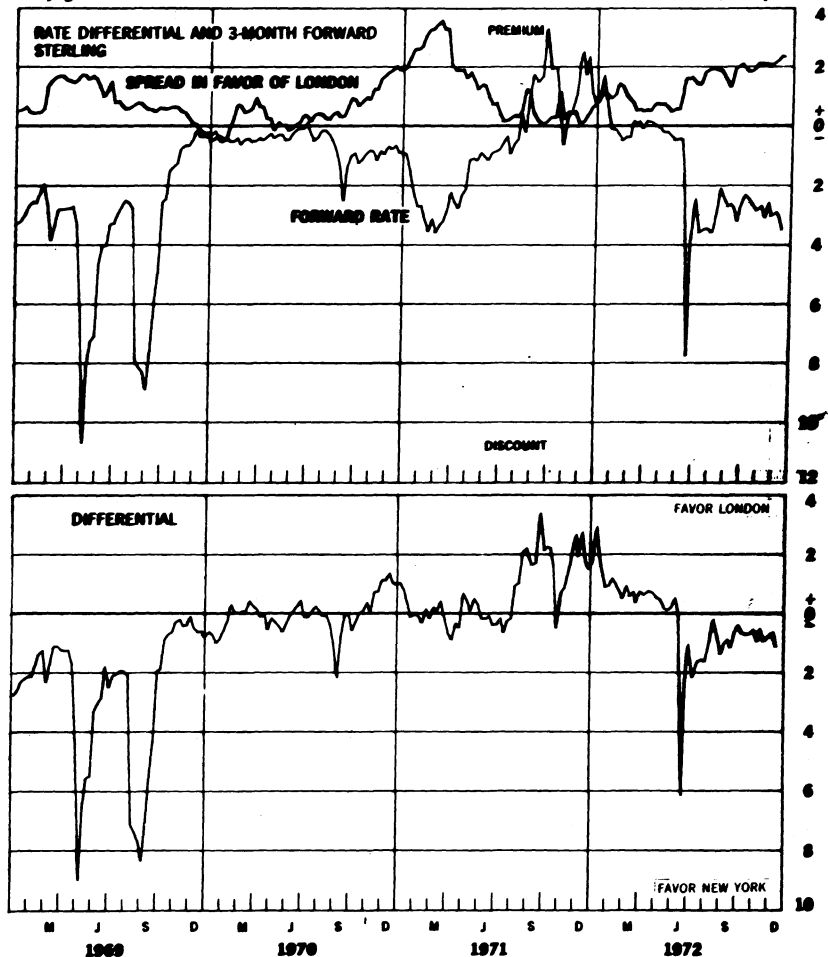
\* Plotted for comparison purposes

715

# INTEREST ARBITRAGE: UNITED STATES AND UNITED KINGDOM

Friday Figures

Per cent per annum



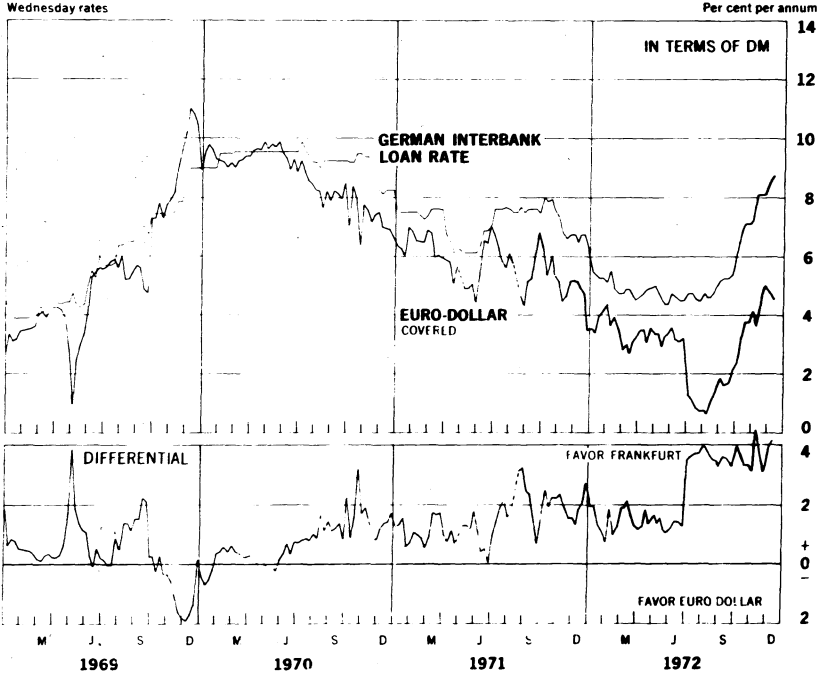
#716

Chart 10A

### 3-MONTH FUNDS INTEREST ARBITRAGE: EURO-DOLLAR - GERMAN MARK

FRANKFURT INTERBANK LOAN RATE VS. LONDON EURO-DOLLAR RATE

Wednesday rates



--- No quotation

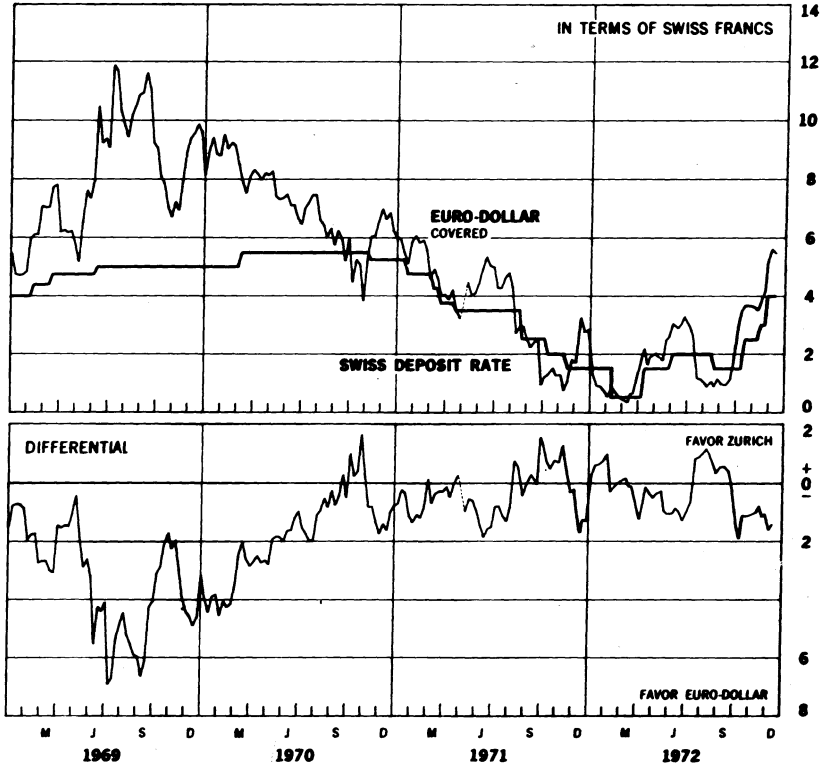
1217

### 3-MONTH FUNDS INTEREST ARBITRAGE: EURO-DOLLAR - SWISS FRANC

#### ZURICH DEPOSIT RATE VS. LONDON EURO-DOLLAR RATE

Wednesday rates

Per cent per annum

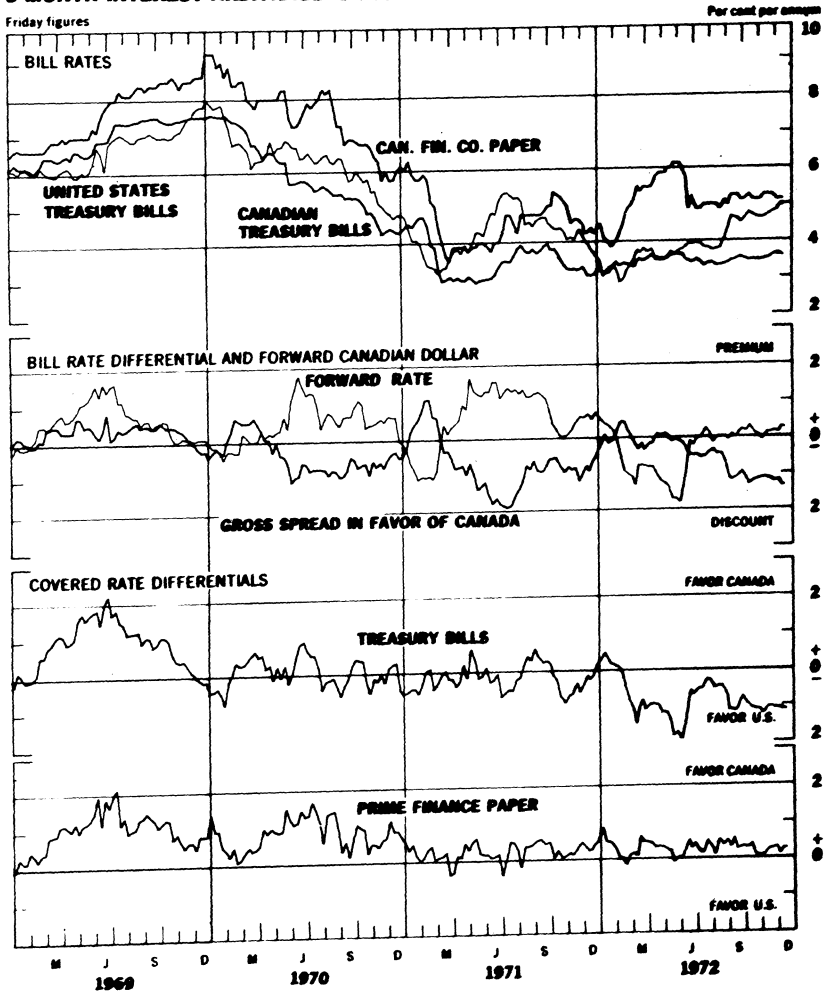


--- No quotation

2919

Chart 11

### 3-MONTH INTEREST ARBITRAGE: UNITED STATES - CANADA



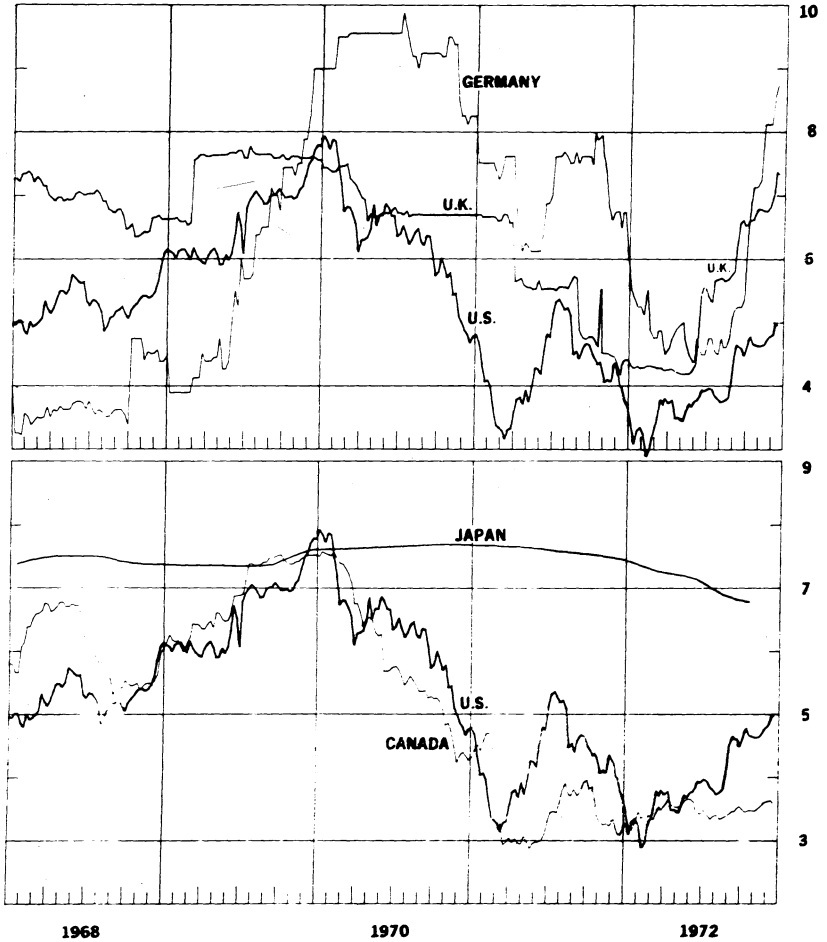


170

Chart 12A

### SELECTED SHORT-TERM INTEREST RATES\*

Per cent per annum

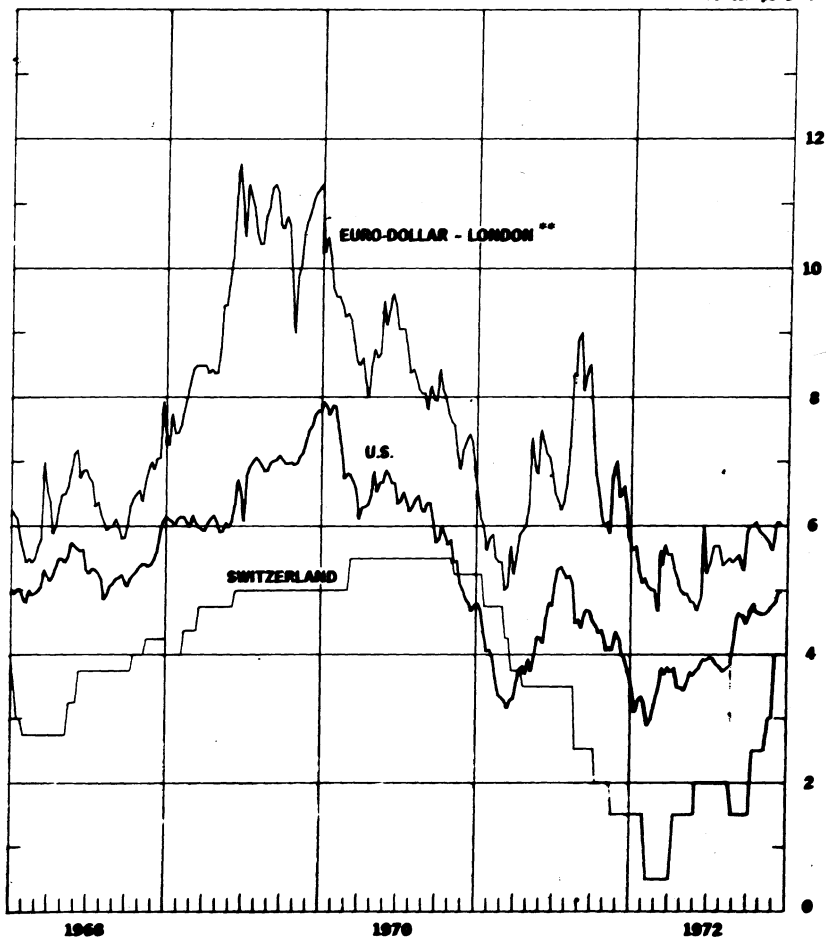


\* 3-month treasury bill rates for all countries except Japan (Average rate on bank loans and discounts) and Germany (Interbank Loan Rate)

FRB

# SELECTED SHORT-TERM INTEREST RATES \*

Per cent per annum



\* 9-month treasury bill rate for U.S., Switzerland—3-month deposit rate.  
\*\* 3-month rate for U.S. dollar deposits in London.

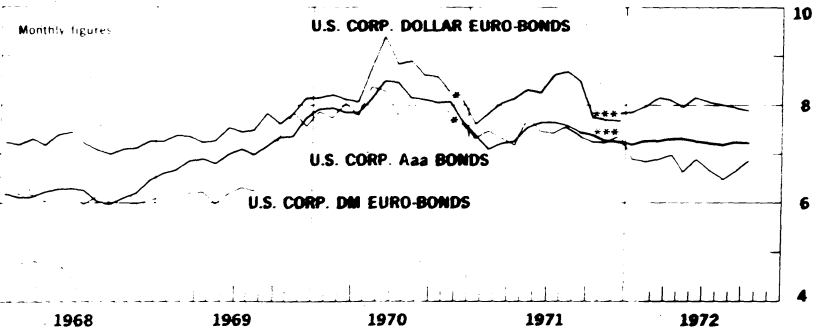
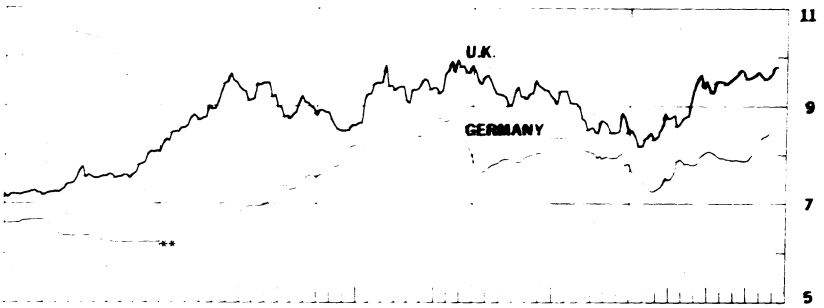
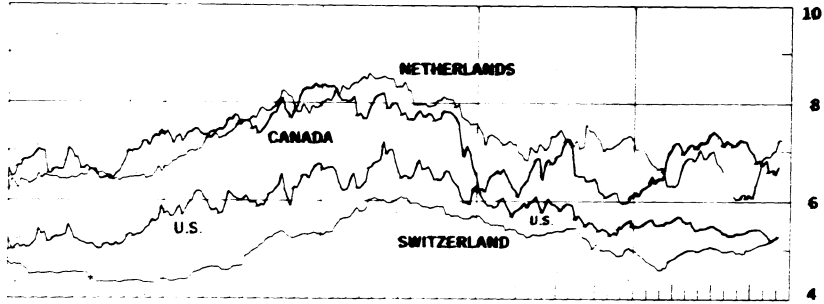
7-22

Chart 13

# LONG-TERM BOND YIELDS

Weekly figures

Per cent per annum



\* New series for Switzerland starts 8-2-68, U.S. Corp. Dollar Euro Bonds and U.S. Corp. DM Euro Bonds starts 12-70.

\*\* New Average yield of all German P.A. Bonds begins 1-7-69

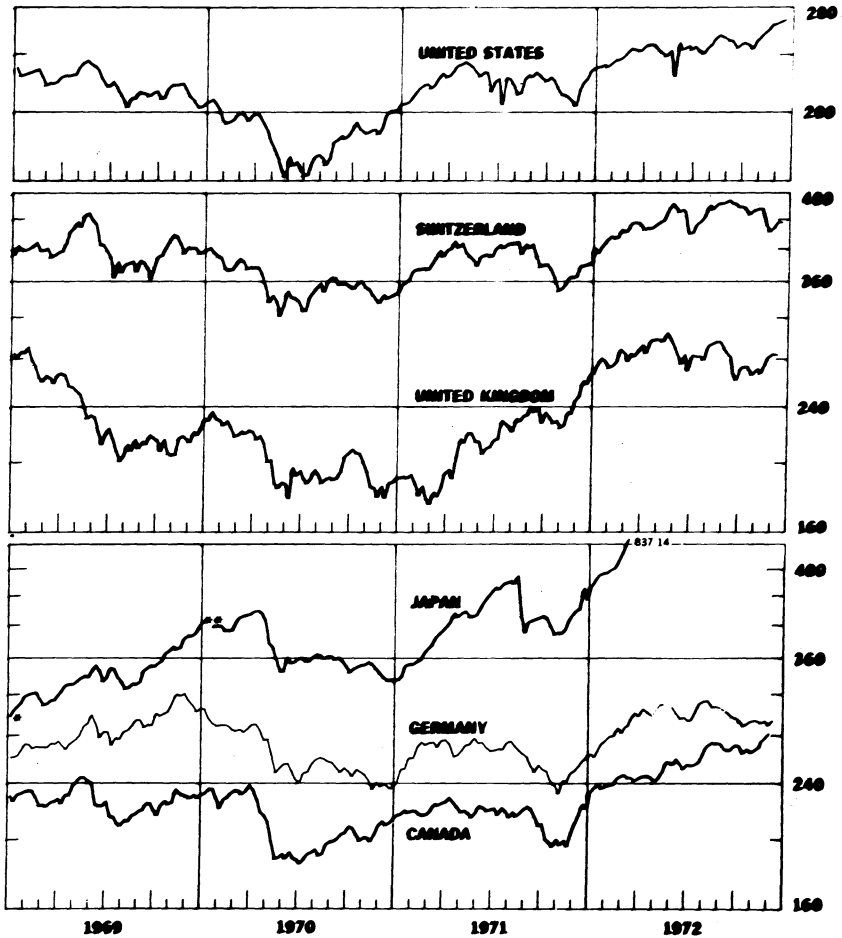
\*\*\* New series F starts 12-71

1023

CHART 14

**INDUSTRIAL STOCK INDEXES**

1958=100  
Ratio Scale



\* Japan index of 225 industrial and other stocks traded on Tokyo exchange.

\*\* Japan index of all industrial and other stocks traded on the first section of the Tokyo Stock Exchange.

5974 December 15 & 22, 1972

H. 13

IV. SELECTED CENTRAL BANK DISCOUNT RATES

Nc. 528 & 589

Country	Current Rate	In Effect Since	Previous Rate	In Effect Since
E.E.C.:				
Belgium	4.5	November 22, '72	4.0	March 2, 1972
France	7.50	November 30, 1972	6.50	Nov. 2, 1972
Germany	4.50	" " "	4.00	" " "
Italy	4.0	April 10, 1972	4.5	Oct. 14, 1972
Netherlands	4.0	November 3, 1972	3.0	Sept. 8, 1972
Switzerland	3.75	Sept. 15, 1969	3.0	July 10, 1967
United Kingdom	7.75	Dec. 1, 1972	7.50	October 27, 1972
Canada	4.75	Oct. 25, 1971	5.25	Feb. 24, 1971
Japan	4.25	June 24, 1972	4.75	April 29, 1971
United States	4.50	Dec. 13, 1971	4.75	Nov. 11, 1971

\*\*Effective October 13, 1972, the Bank of England replaced its traditional Bank Rate with a fluctuating "minimum lending rate" based on average Treasury bill tender rate. December 8, 1972 .... 8:00

## LATEST FIGURES PLOTTED ON THE CHARTS

Chart	Panel	Series	Date	Rate	
1A	Upper	Swiss franc	Dec. 8	Dec. 15	+1.760 +1.746
		U.K. pound Actual rate	"	"	234.41 234.09
	Lower	French franc	"	"	+1.149 +0.807
		Japanese yen	"	"	+2.287 +2.290
1B	Upper	Belgian franc			+1.699 +1.618
		Italian lire			-0.400 -0.262
	Lower	Canadian dollar Actual	"	"	100.13 100.17
		German mark	"	"	+0.845 +0.745
		Dutch guilder	"	"	+0.526 +0.409
2A		German mark	"	"	+1.54 +1.72
		Swiss franc	"	"	+0.65 +0.69
		U.K. pound	"	"	-2.89 -3.17
2B	Upper	Dutch guilder	"	"	+1.43 +1.66
		Canadian dollar	"	"	+0.24 +0.27
		French franc	"	"	-1.71 -2.02
	Lower	Japanese yen			N. A.
3A		German mark	Dec. 1	Dec. 8	+3.87 +4.68
		U.S. dollar	"	"	+2.46 +2.57
3B		Swiss franc	"	"	+2.69 +2.61
		French franc	"	"	+1.08 +0.87
4		Gold price, U.S. dollar per ounce	Dec. 8	Dec. 15	63.16 63.23
5A	Upper	Overnight Euro-S deposits	Dec. 6	Dec. 13	5.00 4.69
		Federal Funds	"	"	5.17 5.29
	Middle	Differential	"	"	-0.17 -0.60
	Lower	Euro-currencies			
		Euro DM	Dec. 1	Dec. 8 Dec. 15	4.00 3.10 3.08
	Euro Swiss Fr.	"	" "	4.25 3.90 2.67	
5B	Upper	Japan, Unconditional Money	"	"	4.38 4.62
		U.K., 2-day Local Author. Deps.	"	"	7.62 7.50
		Canada, Day-to-day Loans	Nov. 29	Dec. 6	3.75 3.80
	Lower	France, Day-to-Day Money		Dec. 8 Dec. 15	7.12 7.00
		Germany, Call Money		" "	7.75 6.69
		Netherlands, Call Money	Dec. 1	"	1.53 2.48

1726

IV - 3

Chart	Panel	Series	Date	Rate	
6A		7-Day Euro- <del>\$</del> Overnight Rate	Dec. 8	Dec. 15	5.00 5.00
		Euro-\$ 1-month Rate	"	"	6.38 6.19
6B		Euro-\$ 3-month Rate	"	"	6.06 6.00
		Euro-\$ 6-month Rate	"	"	6.19 6.19
7A	Upper	Euro-\$ 3-month Deposits	Dec. 6	Dec. 13	6.12 6.12
		U.S. Certificate of Deposits	"	"	5.28 5.35
	Lower	Differential	"	"	+0.84 +0.77
7B	Upper	Euro-\$ 3-month Deposits	"	"	6.12 6.12
		Euro-\$ 3-month Deposits (Adj.)	"	"	7.65 7.65
		U.S. Certificate of Deposits (Adj.)	"	"	5.53 5.53
	Lower	Differential: on Adj. Euro-\$ Deposits	"	"	+2.12 +2.12
		on Unadj. Euro-\$ Deposits	"	"	+0.59 +0.59
8A	Upper	Euro-\$ 3-month Deposits	Nov. 24	Dec. 1	5.69 6.10
		<del>Sterling Certificates of Deposit</del> Sterling Certificates of Deposit	Nov. 24	"	5.25 5.49
	Lower	Differential	"	"	-0.44 -0.61
8E	Upper	Euro-\$ 3-month Deposits	"	"	5.69 6.10
		Local Authority Deposits (covered)	"	"	4.94 5.16
	Lower	Differential	"	"	-0.75 -0.92
9A		U.S. Treasury Bill rate	Dec. 8	Dec. 15	4.98 4.97
		U.F. Treasury Bill rate	"	"	7.37 7.33
		Local Authority Deposit (uncovered)	Dec. 1	Dec. 8	8.25 8.56
9B	Upper	Spread (+ favor London)	Dec. 8	Dec. 15	+2.39 +2.36
		3-month Forward Pound	"	"	-3.03 -3.49
	Lower	Net Incentive (+ favor London)	"	"	-0.64 -1.13

1127

IV - 4

Chart	Panel	Series	Date	Rate	
10A	Upper	Euro-\$ Deposits (covered)	Dec. 6	Dec. 13	4.71 4.56
		German Interbank Loan rate	"	"	8.62 8.75
	Lower	Differential	"	"	+3.91 +4.19
10B	Upper	Euro-\$ Deposits (covered)	"	"	5.60 5.45
		Swiss Deposit rate	"	"	4.00 4.00 P
	Lower	Differential	"	"	-1.60 -1.45
11	Upper	Canadian Finance Paper	Dec. 8	Dec. 15	5.13 5.13
		U.S. Treasury Bill rate	"	"	4.98 4.97
		Canadian Treasury Bill rate	"	"	3.62 3.59
		U.S. Prime Finance paper (not plotted)	"	"	5.13 5.13
	Second	Bill rate differential	"	"	-1.36 -1.38
		Forward Canadian dollar	"	"	+0.26 +0.24
	Third	Net incentive on bills	"	"	-1.10 -1.14
	Bottom	Net incentive on Finance Paper	"	"	+0.26 +0.24
12A	Upper	U.K. Treasury Bill rate	"	"	7.37 7.33
		U.S. Treasury Bill rate	"	"	4.98 4.97
		German Interbank Loan rate	Dec. 6	Dec. 13	8.62 8.75
	Lower	Japanese Average rate		October	6.775
		Canadian Treasury Bill rate	Dec. 8	Dec. 15	3.62 3.59
		U.S. Treasury Bill rate	"	"	4.98 4.97
12B		Euro-\$ Deposits	"	"	6.06 6.00
		Swiss 3-month Deposit rate	"	"	4.00 4.00 P
		U.S. Treasury Bill rate	"	"	4.98 4.97



1326

IV - 5

Chart	Panel	Series	Date	Rate		
13	Upper	Netherlands	Dec. 1	Dec. 8	7.27	7.25
		Canada	Nov. 29	Dec. 6	6.56	6.71
		United States	"	"	5.25	5.32
		Switzerland	Nov. 24		5.29	
	Middle	Germany	Nov. 30		8.50	
		United Kingdom	Dec. 1	Dec. 8	9.80	9.80
	Lower	U.S. Corp. Dollar Euro-bonds Series F		October	7.89	
		U.S. Corp. DM Euro-bonds	"	"	6.85	
U.S. Corp. Aaa bonds			"	7.21		
14	Upper	Switzerland	Dec. 1	Dec. 8 Dec. 15	429.6 438.9	435.9
		* Germany	Nov. 30	Dec. 7 Dec. 15	292.2 289.6	292.6
		United States	Dec. 8	Dec. 15	267.70	268.79
	Middle	United Kingdom	Dec. 8		283.17	
		Canada	Nov. 30	Dec. 7	277.16	281.61
	Lower	** Japan	Dec. 2	Dec. 9	833.13	837.14
		United States		Dec. 8 Dec. 15	267.70	268.79

\* New -- Average yield of ALL German Public Authorities bonds made as of banking key days.

\*\* Beginning week ended September 5, 1970, the Japanese index plotted is that of all industrial and other stocks on the First Section of the Tokyo Stock Exchange.